



DURAFORM™
DOORS
Formed to Perfection

Alterations and cancellations must be made within 4 hours of the order being placed. Any alterations and cancellations after this time could incur a charge. All alterations must be in writing quoting the order number.

Customer: _____
Address: _____
Contact: _____
Phone: () _____
Fax: () _____
Courier: _____

Job No: _____

Page 1/2

Order No: _____
Date Ordered: _____
Date Required: _____

	ARCHED OR SQUARE:	DOOR COLOUR:
--	--------------------------	---------------------

EDGE DETAIL: Pencil Round Ogee Stepped Pencil Round 2mm Pencil Round
Pencil Round Standard on Series 2-3

Line No	Door Type	Qty	Height (mm)	Width (mm)	✓ For Square Edge				Description
					T	B	L	R	
1									
2									
3									
4									
5									
6									
7									
8									
9									
10									
11									
12									
13									
14									
15									
16									
17									
18									
19									
20									
21									
22									
23									
24									
25									
26									

CAPPING MOULD - 2.4M LENGTHS X 38MM HIGH

NOTE: WHEN ORDERING PANTRY, DRAWERS AND ISLAND PANELS, USE PAGE TWO.

Customer: _____

Job No: _____

Address: _____

Contact: _____

Phone: () _____

Order No: _____

Fax: () _____

Date Ordered: _____

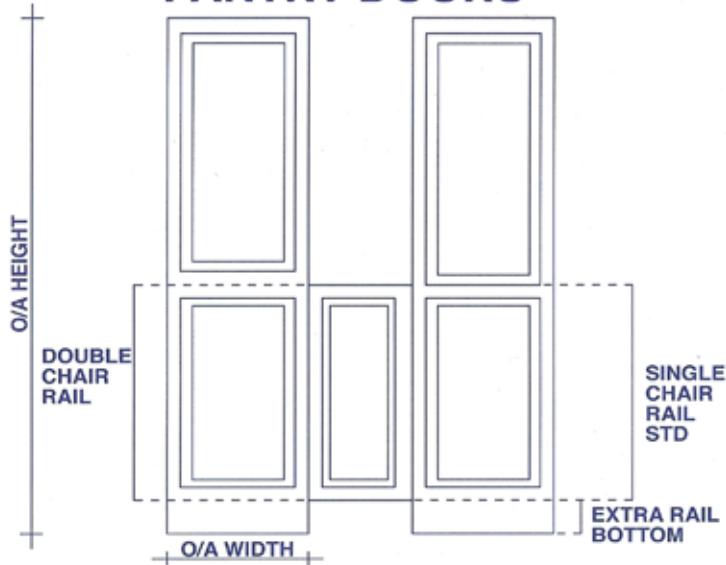
Courier: _____

Date Required: _____

DOOR TYPE	ARCHED OR SQUARE:	DOOR COLOUR:
------------------	--------------------------	---------------------

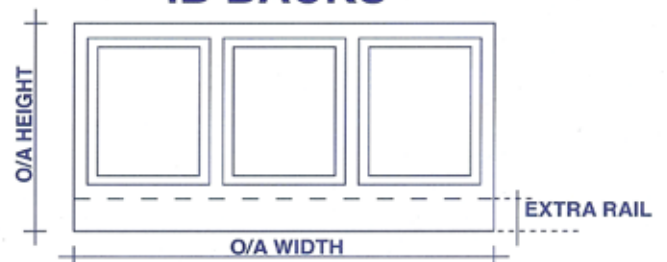
EDGE DETAIL: Pencil Round Ogee Stepped Pencil Round 2mm Pencil Round

PANTRY DOORS

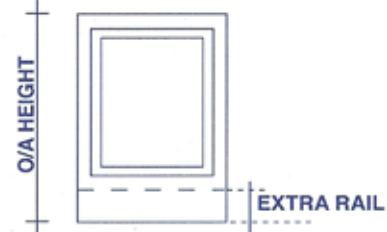


QTY	O/A HEIGHT	O/A WIDTH	CHAIR RAIL HEIGHT	CHAIR RAIL TYPE	EXTRA RAIL BOTTOM	SQUARE EDGE			
						T	B	L	R

IB BACKS



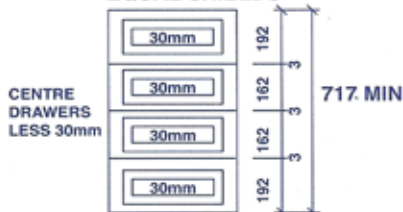
END PANELS



QTY	No Shields	O/A HEIGHT	O/A WIDTH	EXTRA RAIL BOTTOM	EXTRA RAIL TOP	SQUARE EDGE			
						T	B	L	R

DRAWERS

INDIVIDUAL EQUAL SHIELDS



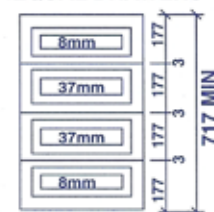
CENTRE DRAWERS LESS 30mm

SHIELDS APP 30mm TO SUIT KNOBS

SINGLE



INDIVIDUAL EQUAL DRAWERS



SQUARE ONLY

POT DRAWERS



Note sizes based on MURRAY SQ

QTY	DRAWER TYPE	HEIGHT	WIDTH	SQUARE EDGE				DRAWER SIZE					
				T	B	L	R	1	2	3	4		

Legend: O/A = Overall